

Kammer Positioners

Multifunctional Positioner



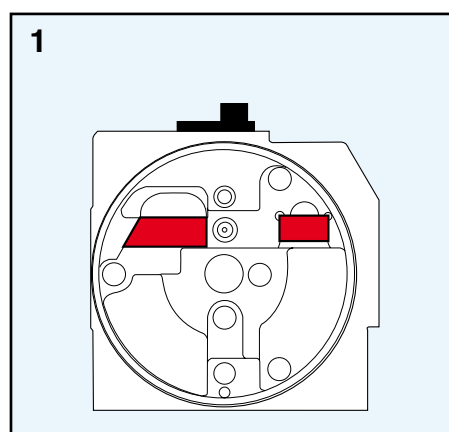
Multifunctional Positioner

There are two designs with different hole patterns:

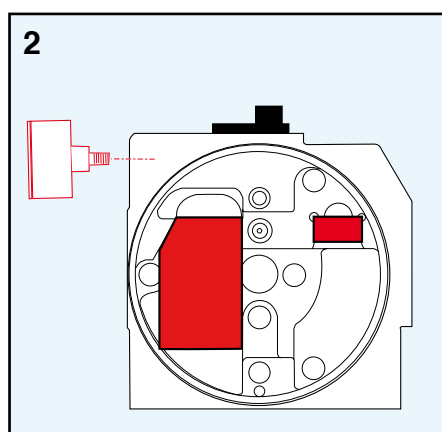
Fig. 4) with flanged solenoid valve

Fig. 5) with flanged I/P 2000 (Ex d)

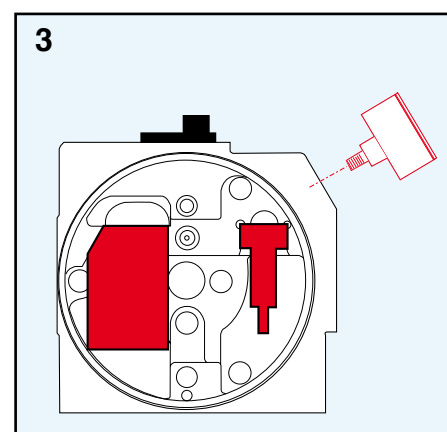
Within these variations all modules as shown in Figs. 1, 2 and 3 can be retro-fitted at any time.



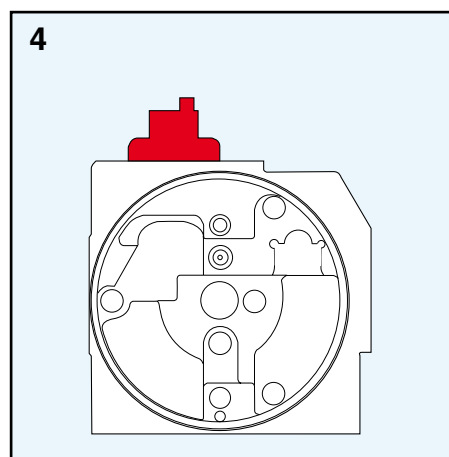
P/P positioner without modules (dummies only)



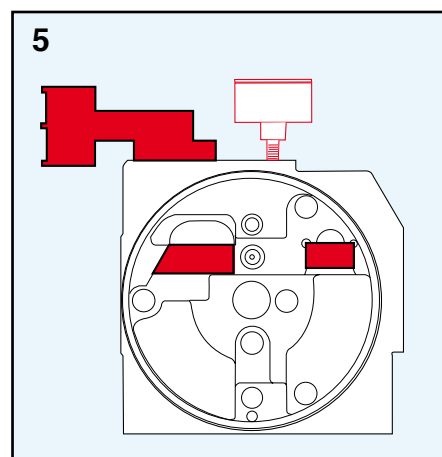
I/P positioner EEx i optional with gauge to show outgoing signal pressure



I/P positioner EEx i with pressure regulator and gauge to show the supply pressure



Positioner with flanged solenoid valve (Namur hole pattern).
Optional P/P or I/P although not possible with flanged IP in Ex d



I/P positioner Ex d with gauge to show diaphragm pressure

All positioners can be fitted with a pressure regulator to maintain the zero point adjustment when the supply pressure is unstable. This also allows connection to circuits with up to 10 bar air pressure.

Positioners supplied with a pressure regulator have a gauge to show the supply pressure. Positioners with I/P converter can be fitted with a gauge to show the outgoing pneumatic signal pressure.



Germany

Flowserve Essen GmbH
Flowserve Flow Control
Kämmer Ventile
Manderscheidtstrasse 19
45141 Essen
Germany
Tel.: +49 (0) 201 89 19 5
Fax.: +49 (0) 201 89 19 662

FCD KMENBR0902-00 - 09.06

Your contact:

A large, empty rounded rectangular box with a dashed border, intended for a contact name or signature.

All data subject to change without notice
©09.2000 Flowserve Corporation. Flowserve and Kämmer are trademarks of Flowserve Corporation